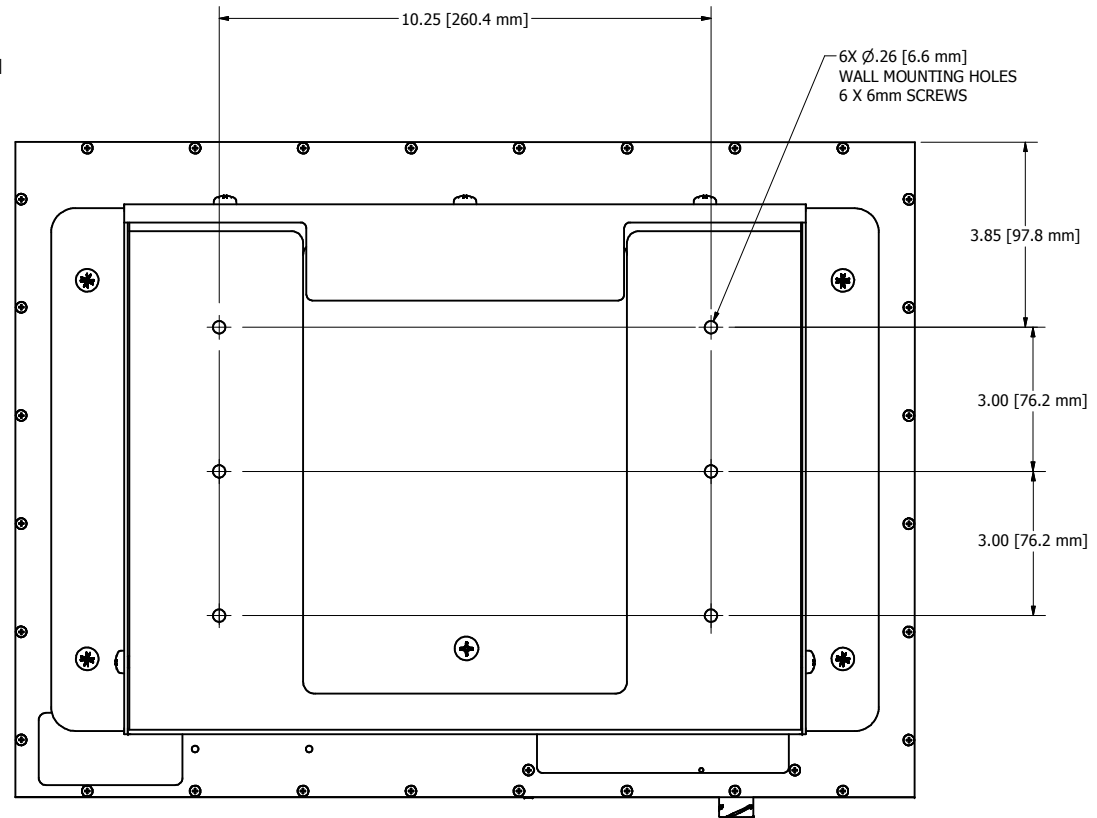
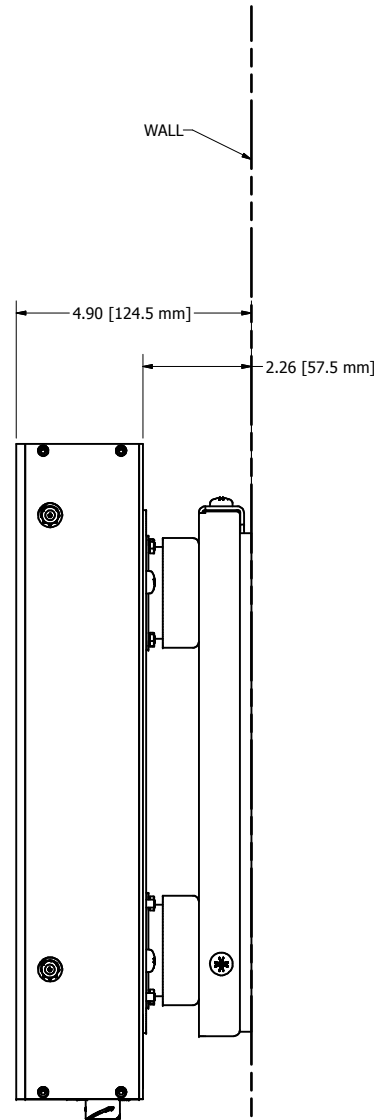
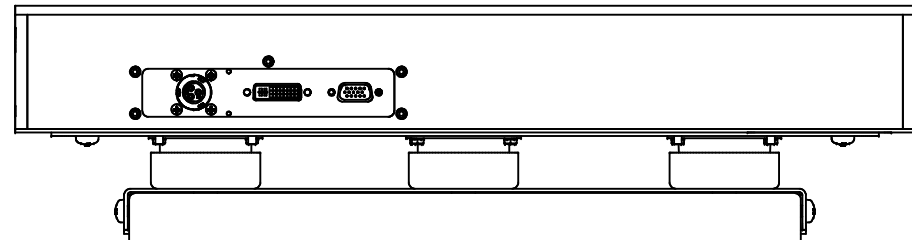
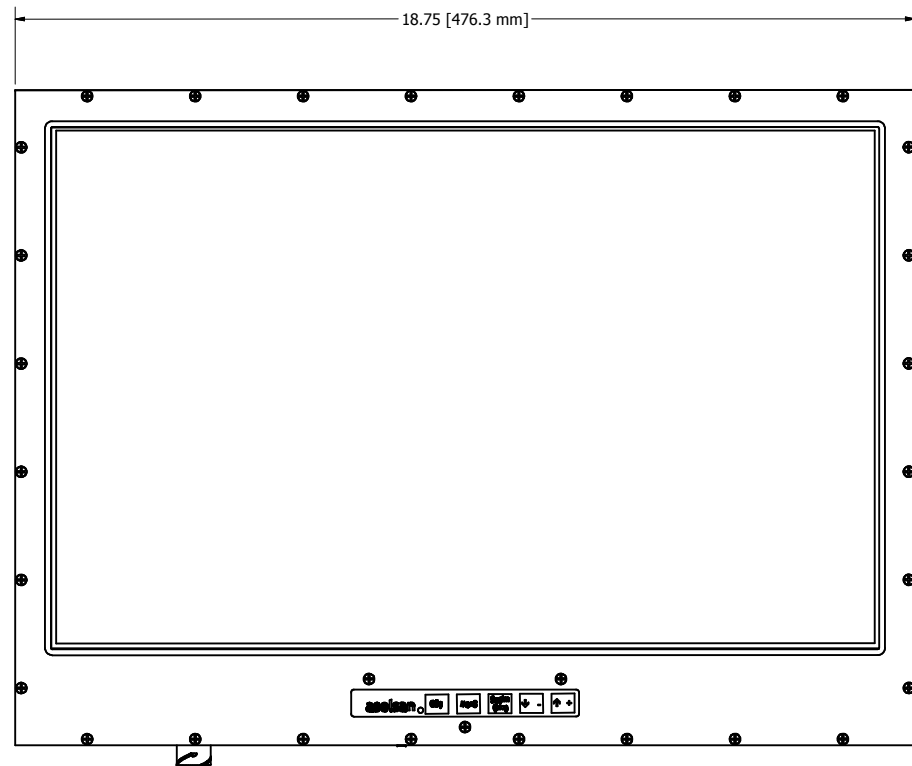
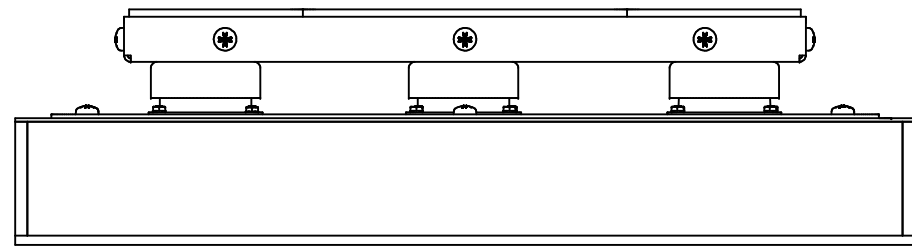


- NOTES:
 1. ALL DIMENSIONS NOMINAL UNLESS OTHERWISE SPECIFIED.
 2. INTERPRET PER ASME Y14.5M-1994.
 3. APPROX. WEIGHT 50 lbs. (22.7kg)
 4. PARENTHEICAL INFORMATION IS FOR REFERENCE ONLY.
 5. WALL/BULKHEAD MOUNTING OPTION SHOWN.
 6. NOMINAL POWER 50 W



REV	DATE	APPROVED	DESCRIPTION	ECN
A	12/22/2007	SMEYTHALER	PRELIMINARY QUOTE RELEASE	013215

REVISION HISTORY				

THIS DRAWING IS PROPERTY OF CRYSTAL GROUP INC. AND IS FURNISHED SUBJECT TO RETURN ON DEMAND. ALL OR PART OF THIS DOCUMENT CONTAINS INFORMATION PROPRIETARY TO CRYSTAL GROUP INC. RECIPIENT AGREES NOT TO DISCLOSE OR REPRODUCE ALL OR PART OF THIS DRAWING OR USE ITS CONTENTS IN ANY WAY DETRIMENTAL TO OWNERS INTEREST.
 Δ DENOTES REVISION

DO NOT SCALE DRAWING
 WORK TO DIMENSIONS ONLY

.X ... ± .060
 .XX ... ± .020
 .XXX ... ± .010

FORMED ANGLES ... ± 1.0
 WELDED ANGLES ... ± 2.0
 HOLE DIAMETER ... ± .003

DRAWN	SMEYTHALER	12/22/2007
CHECKED	M. MOHR	12/22/2007
QA	R.RIDENOUR	12/22/2007
MFG	B.GRIMM	12/22/2007
APPROVED	J.SHAW	12/22/2007

crystal
GROUP INC.

TITLE: OUTLINE INSTALLATION DRAWING FOR RW2120, RUGGED 20.1" WALL MOUNT, TFT LCD

SIZE	DWG NO	REV
D	OID-00009	A

SCALE: NONE USED ON: SHEET 1 OF 1