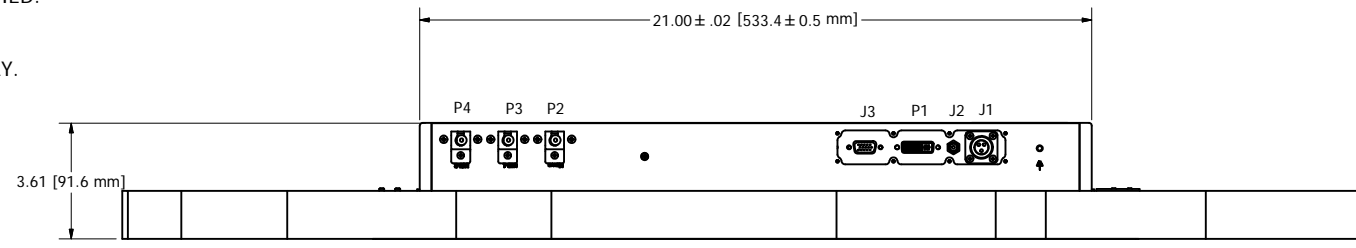
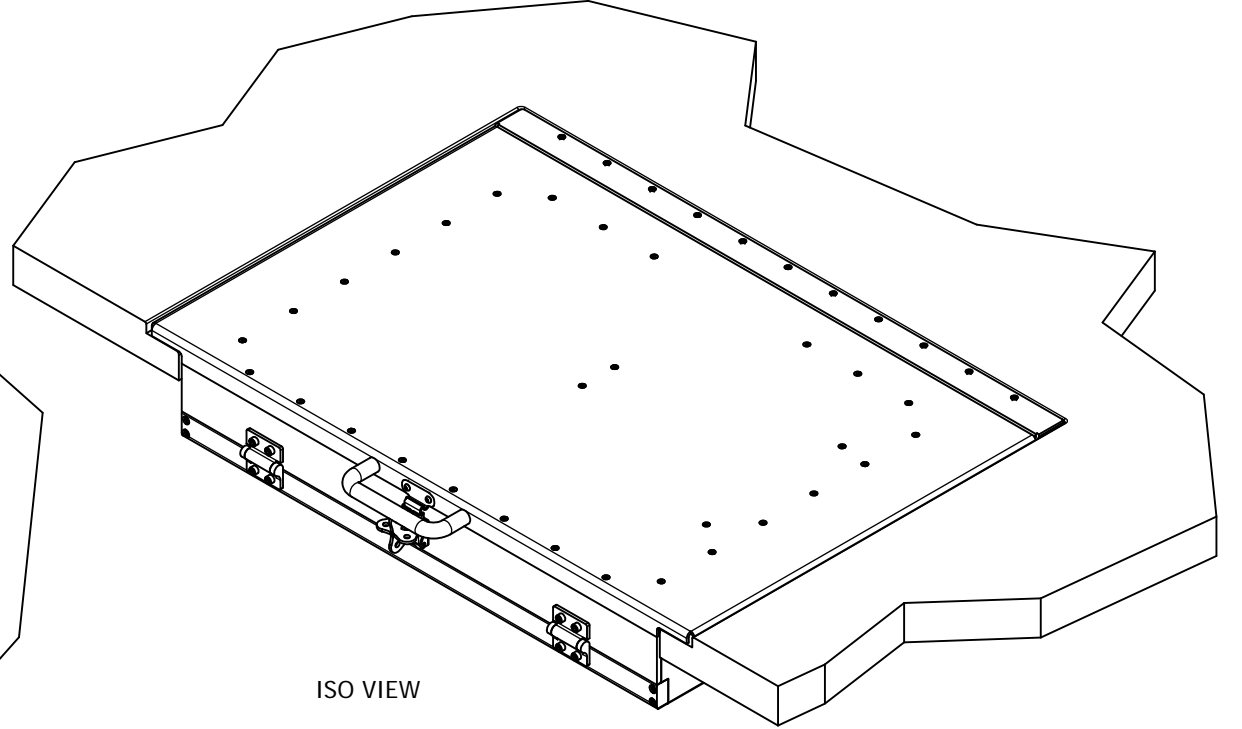


- NOTES:
1. ALL DIMENSIONS NOMINAL UNLESS OTHERWISE SPECIFIED.
 2. INTERPRET PER ASME Y14.5M-1994.
 3. APPROX. WEIGHT 42 lbs. (19.1kg)
 4. PARENTHEICAL INFORMATION IS FOR REFERENCE ONLY.
 5. UNDER TABLE MOUNTING DETAIL SHOWN ON SHT 3.
 6. NOMINAL POWER 40 W

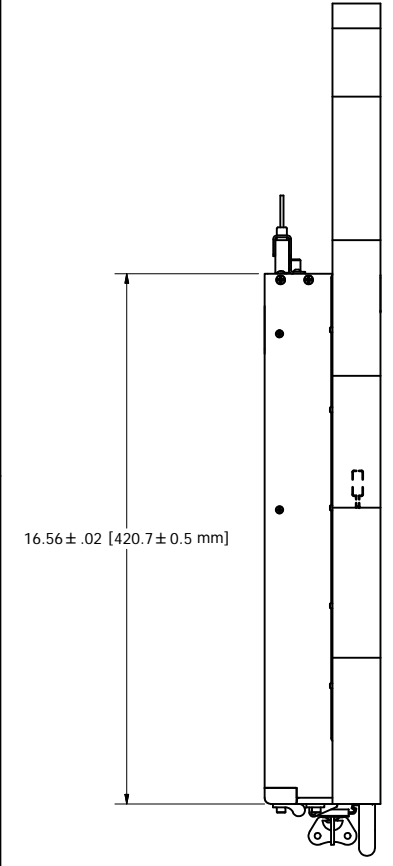
ADDRESS	CONNECTOR	DESCRIPTION	MATE P/N	PIN CNT
J1	CB2-10SL-3SS	POWER	CB6TP-10SL-3PS	3
J2	MINI POWER PLUG	CLIENT RESET	CORD W/ 2 PIN CONNECTOR	1
P1	PANEL MNT DVI-I	DVI	DVI-I CABLE	29
J3	VGA	VGA		15
P2	USB TYPE B	USB - KEYBOARD	USB TYPE B TO TYPE A CABLE	4
P3	USB TYPE B	USB 1	USB TYPE B TO TYPE A CABLE	4
P4	USB TYPE B	USB 2	USB TYPE B TO TYPE A CABLE	4



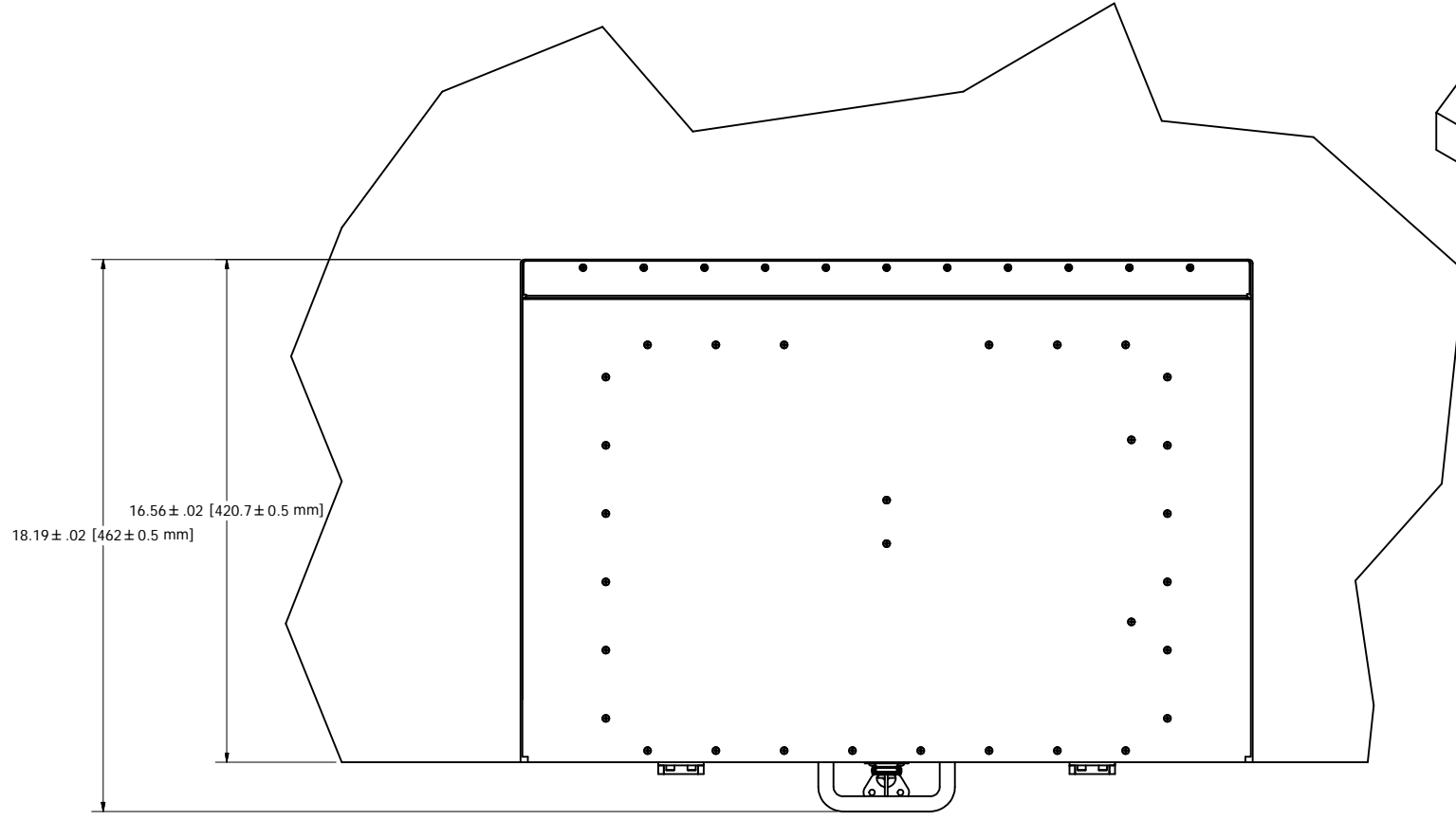
BACK VIEW



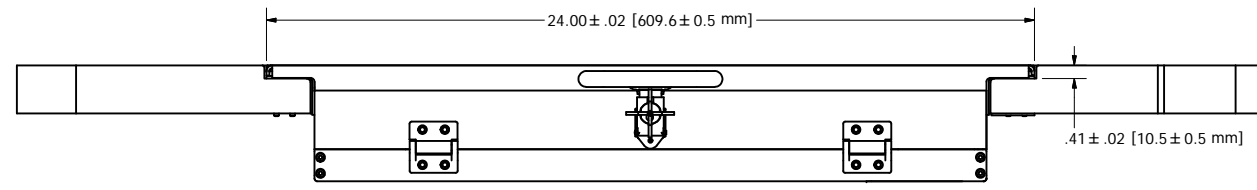
ISO VIEW



LEFT HAND SIDE VIEW



TOP VIEW

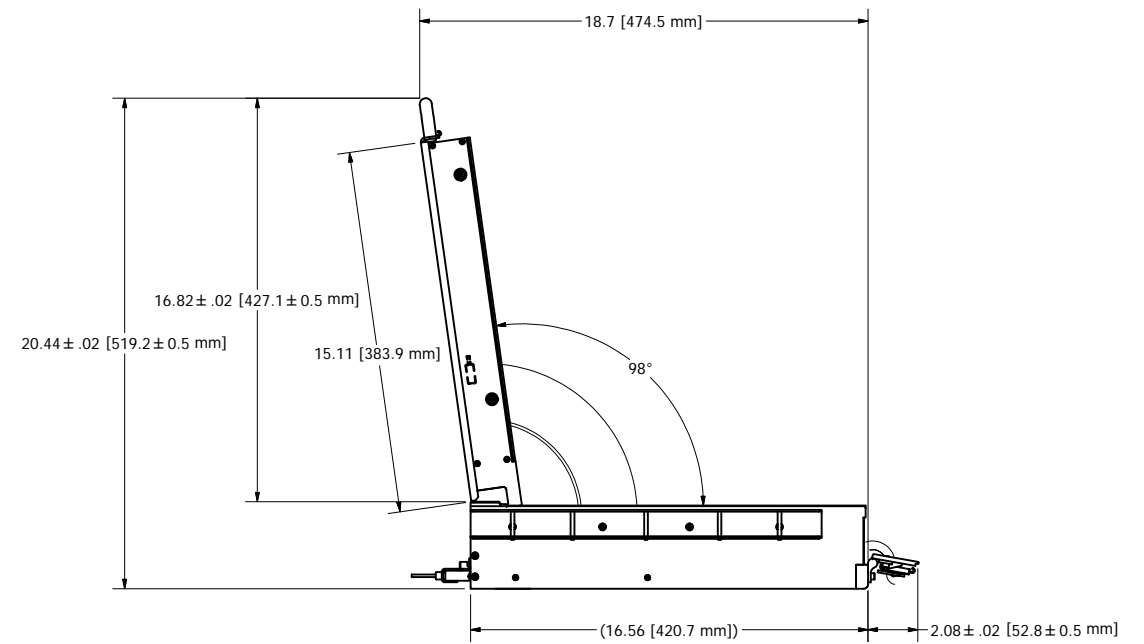
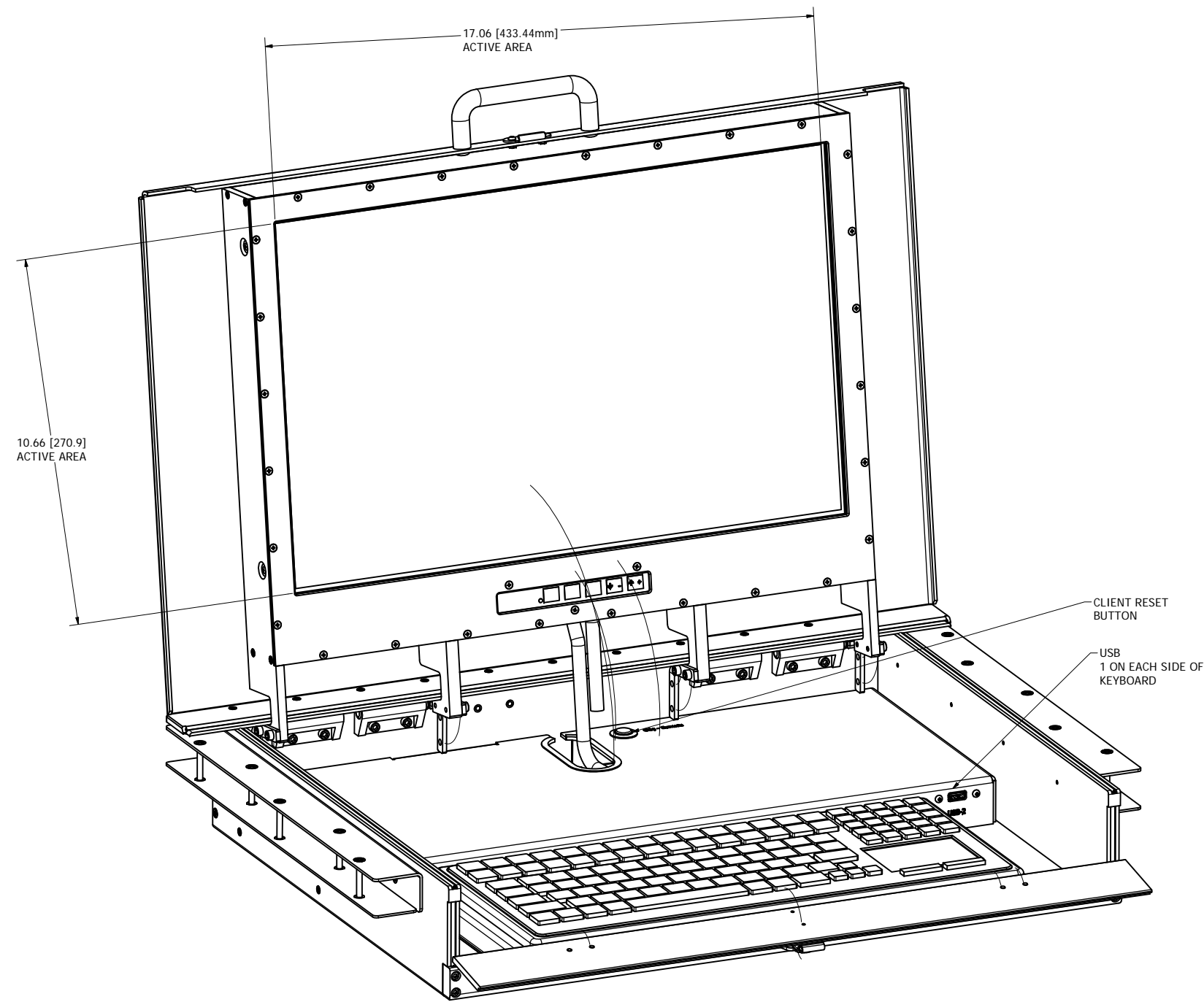


FRONT VIEW

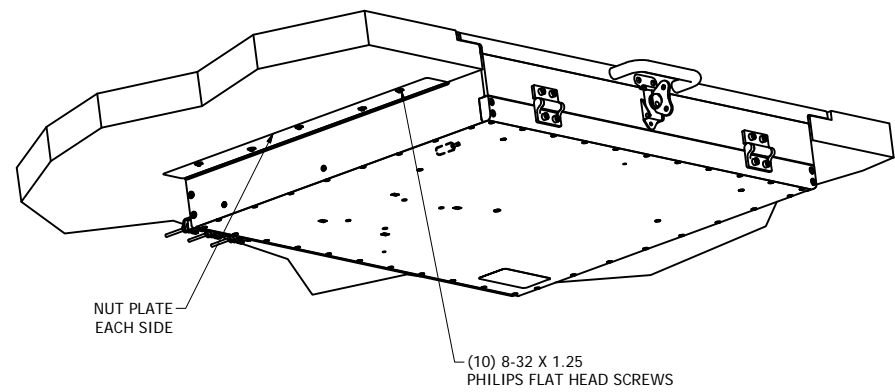
REV	DATE	APPROVED	DESCRIPTION	ECN
A	12/22/2007	SMEYTHALER	PRELIMINARY QUOTE RELEASE	013215
B	6/6/2008	SMEYTHALER	UPDATE PER BUILD	013603
C	1/12/2009	SMEYTHALER	ADD UPDATES PER ECN	014190

REVISION HISTORY

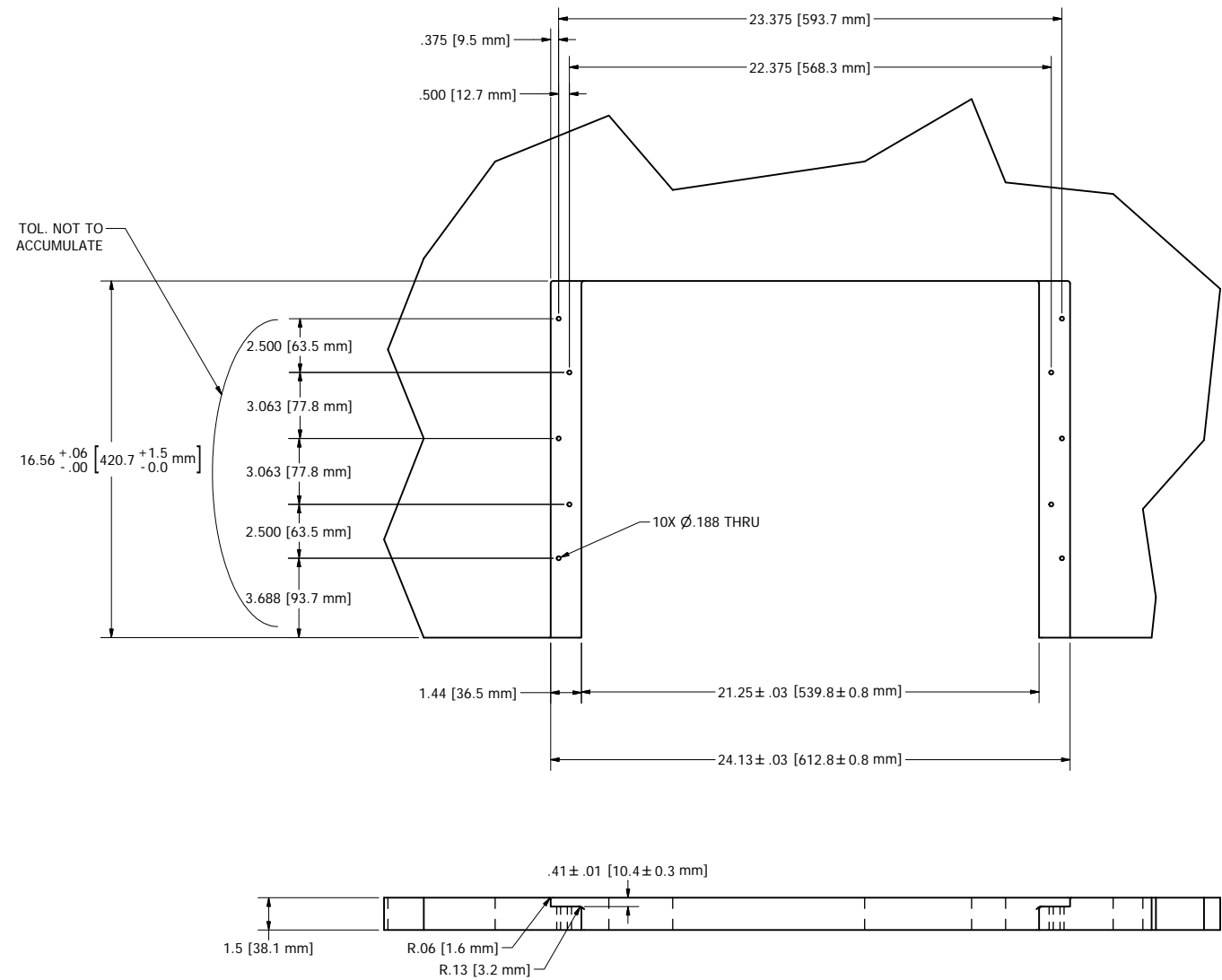
<p>THIS DRAWING IS PROPERTY OF CRYSTAL GROUP INC. AND IS FURNISHED SUBJECT TO RETURN ON DEMAND. ALL OR PART OF THIS DOCUMENT CONTAINS INFORMATION PROPRIETARY TO CRYSTAL GROUP INC. RECIPIENT AGREES NOT TO DISCLOSE OR REPRODUCE ALL OR PART OF THIS DRAWING OR USE ITS CONTENTS IN ANY WAY DETRIMENTAL TO OWNERS INTEREST.</p> <p>△ DENOTES REVISION</p>	DO NOT SCALE DRAWING WORK TO DIMENSIONS ONLY	DRAWN S. MEYTHALER 12/22/2007 CHECKED M. MOHR 12/22/2007 QA R. RIDENOUR 12/22/2007 MFG B. GRIMM 12/22/2007 APPROVED J. SHAW 12/22/2007		
	.X ... ± .060 .XX ... ± .020 .XXX ... ± .010 FORMED ANGLES ... ± 1.0 WELDED ANGLES ... ± 2.0 HOLE DIAMETER ... ± .003	TITLE OUTLINE INSTALLATION DRAWING FOR RD2120C, 20.1" CLAM SHELL, 500NIT, TFT LCD, RUGGEDIZED		
	3rd Angle Projection	CAGE CODE: 1LTM5	SIZE D	DWG NO OID-00008
		SCALE: NONE	USED ON:	REV C



THIS DRAWING IS PROPERTY OF CRYSTAL GROUP INC. AND IS FURNISHED SUBJECT TO RETURN ON DEMAND. ALL OR PART OF THIS DOCUMENT CONTAINS INFORMATION PROPRIETARY TO CRYSTAL GROUP INC. RECIPIENT AGREES NOT TO DISCLOSE OR REPRODUCE ALL OR PART OF THIS DRAWING OR USE ITS CONTENTS IN ANY WAY DETRIMENTAL TO OWNERS INTEREST. Δ DENOTES REVISION	DO NOT SCALE DRAWING WORK TO DIMENSIONS ONLY	DRAWN S. MEYTHALER CHECKED M. MOHR QA R. RIDENOUR MFG B. GRIMM APPROVED J. SHAW	12/22/2007 12/22/2007 12/22/2007 12/22/2007 12/22/2007		TITLE OUTLINE INSTALLATION DRAWING FOR RD2120C, 20.1" CLAM SHELL, 500NIT, TFT LCD, RUGGEDIZED	SIZE D	DWG NO OID-00008	REV C
	.X ... ± .060 .XX ... ± .020 .XXX ... ± .010 FORMED ANGLES ... ± 1.0 WELDED ANGLES ... ± 2.0 HOLE DIAMETER ... ± .003		CAGE CODE: 1LTM5					



UNDER SIDE ISOMETRIC VIEW



CUT OUT DETAIL - DESKTOP

THIS DRAWING IS PROPERTY OF CRYSTAL GROUP INC. AND IS FURNISHED SUBJECT TO RETURN ON DEMAND. ALL OR PART OF THIS DOCUMENT CONTAINS INFORMATION PROPRIETARY TO CRYSTAL GROUP INC. RECIPIENT AGREES NOT TO DISCLOSE OR REPRODUCE ALL OR PART OF THIS DRAWING OR USE ITS CONTENTS IN ANY WAY DETRIMENTAL TO OWNERS INTEREST. Δ DENOTES REVISION	DO NOT SCALE DRAWING	DRAWN S. MEYTHALER	12/22/2007		
	WORK TO DIMENSIONS ONLY	CHECKED M. MOHR	12/22/2007		
	.X ... ± .060	QA R. RIDENOUR	12/22/2007		TITLE OUTLINE INSTALLATION DRAWING FOR RD2120C, 20.1" CLAM SHELL, 500NIT, TFT LCD, RUGGEDIZED
	.XX ... ± .020	MFG B. GRIMM	12/22/2007		
.XXX ... ± .010	APPROVED J. SHAW	12/22/2007	SIZE D	DWG NO OID-00008	REV C
FORMED ANGLES ... ± 1.0	CAGE CODE: 1LTM5		SCALE: NONE	USED ON:	SHEET 3 OF 3
WELDED ANGLES ... ± 2.0					
HOLE DIAMETER ... ± .003					